



Mid-Staffs Woodturners Association

Affiliated Branch of
Association of
Woodturners
of Great Britain

Volume 1
Issue No. 3

April/May
2018

Wood 'n' things *News Letter*

Chair
Dawn Hopley

Editor
Phil Williams



*This month saw the judging for
two competitions & the Winners are....*

Editors Workbench

Since our February meeting, unfortunately due to bad weather conditions we had to cancel our March meeting. Thankfully, we were able to hold our April meeting and what a meeting it was.

Not only did our Chairperson, Dawn Hopley give us an excellent demonstration, it was to a larger audience. This month saw seven new faces join our members to watch Dawn produce a small good looking Duck. For those members who were unable to attend, you missed a good meeting.

We look forward to seeing you all at our May meeting, where it is a "World Wide Web evening with information, tips and videos gleaned from the internet and presented by Hugh Field.



Phil Williams

Meeting Calendar

June

Fri 1st - Demonstration by Steve Heeley - The Big Candle Stick - Part 1

Steve will be demonstration the first of a two part turning. Steve has always been a big hit at our club and the theme this time will be a big candle stick.

Steve is widely considered a master at spindle turning and both beginner and expert turners can learn from his expert tuition and guidance. His demonstrations are always informative and inspirational and well received by all club members. Steve has been a professional turner for many years and is often called upon to produce some very large pieces indeed such as newel posts for very grand staircases and other large columns and posts for bespoke projects. For his latest 2 part demonstration, Steve will show us how he makes these large structures in sections that are expertly joined together to look like one piece. He will produce a large candlestick. In part 1 he will turn a base and the lower section. In part 2 he will turn the top section and demonstrate how to use a fluting jig. The sections will then be assembled to produce the finished article.




July

Fri 6th - Demonstration by Steve Heeley - The Big Candle Stick - Part 2

Steve will be demonstration the second half of this two part turning demonstration of a big candle stick.

In the words of Steve Heeley:- "Probably the greatest joy of Wood Turning is seeing the beauty that Nature has created being released as I work. I travel many miles and go to incredible lengths to obtain "Interesting" pieces of timber that I know can be turned into Natural Works of Art".



Forth Coming Competitions

June

Novice Trophy - A Acorn

Now, a turned acorn can serve many different functions. Below are examples of the different ways an acorn can be put to good use.

I'm sure you can think of many more, so be inspired and we look forward to seeing the results of your efforts.



July

Challenge Trophy - An Owl

Our Challenge Trophy competition for July is an Owl. Below are examples to give you inspiration for your entry.

Best of luck and we look forward to seeing the results of your work.



Since Our Last Meeting

Wolseley Craft Fayre

(Saturday 10th & Sunday 11th March)

For those of you that were unable to get over the RSPB Centre at Wolseley, the Club had it's usual corner place in the centre, which attracts a lot of visitors.



This year, the Club unveiled it's new banners and created a lot of interest and although visitor numbers were down on previous years, the club still did well.



Thanks to all the volunteers for manning the stand and to all those members of the club, who contributed items to sell.

It was a successful two day event.

Phil Williams

Totally Crackers - Dawn Hopley

(Friday 6th April)

Although our March meeting was cancelled due to bad weather conditions, it was well worth the wait to see our Dawn demonstrate her skills in making small wooden animals.


The subject was a duck, with body and head turned from one piece of wood, then beak and legs added to finish off.

As Dawn pointed out at the start, it is important to get the right proportion between the head and the body to make it look right.




Dawn was not only under pressure of the demonstration, but also under the spotlight, because, for the first time, we used our new HD projector which gives a brighter and clearer picture brighter, so we do not have to turn off some of the hall lights.

Having turned the head and body, Dawn went onto show how to make the open beak, webbed feet, which were made by quartering a turned wooden disk and using little beads for the eyes, by drilling a shallow hole then super-gluing the bead into place.



It is important to get the right centre of balance, so that your duck does not fall forward onto the beak or topple over backwards. By cleverly positioning the legs and webbed feet, adjustments can be made to ensure this does not happen.



All in all an excellent demonstration and I for one will be trying this out at home. Our thanks to Dawn for her demonstration.



To wet our appetite for small animals, Dawn brought along more examples of Egg-men that she turned at the Wolseley Centre Craft Fayre.

Phil Williams

Competition Results

(March 2018 Meeting)

Our March competition (which was postponed due to bad weather) was judged at our April meeting. The task was a vase. Although this sounds relatively simple, it was an ideal opportunity to showcase your ideas and skills.

We had three entrants, once again all to a very high standard.

A



B



In first place was A, by John McElroy, and in second place was B, by Hugh Field. It was a close run competition and well done to all.

Ted Gill

Competition Results

(April 2018 Meeting)

Our second competition was a Spinning Top for our Novice Trophy. For this we had two entries. Disappointingly, we only had two entries, but the standard was high.

A



B



In first place was A, by Will Rose, and the runner up, in second place was by John Meers. Again, it was a close run competition and well done to both.

Ted Gill

MSWA Contacts

Chairperson - Dawn Hopley
E-mail: chairman@mswa.co.uk
Tel: 07860 501379

Secretary - Will Rose
E-mail: secretary@mswa.co.uk
Tel: 01543 490309

Treasurer - Phil Williams
E-mail: treasurer@mswa.co.uk
Tel: 07753 416955

Membership - Vance Lupton

Come & Join Us

We usually meeting on the first Friday of the month between 7:00pm and 10:00pm. Visit our website www.mswa.co.uk and click on the Meeting Calendar to confirm the dates.

We Meet At

Etchinghill Village Hall
East Butts Road
Etching Hill
Rugeley
WS15 2LU

How to Join

MSWA encourage new members to develop their skills of wood turning. To obtain a Membership Application Form, visit our website and click on the Contact Us in the menu bar and download an application form.

Advertisement



Mike Taylor likes working with Alder Wood. If you would like to try this hardwood or have tuition on Pole Lathe Turning then contact Mike on 07871 994959 and mention MSWA.

Past Chairpersons

Ken Allen	1989-	Gerald Adderley	-1996	Peter Worrall	1997-2005
John Smith	2005-2010	Dawn Hopley	2010-2012	John Smith	2012-2013
Philip Watts	2013-2016				

*Mid Staffs Woodturners Association meets on the first Friday
of every month between 7:00pm and 10:00 pm*